SSRT1002 | Stainless 不锈钢 Shaft dia.(轴径)ϕ10 Lead(导程)2mm | Ct7&Ct10

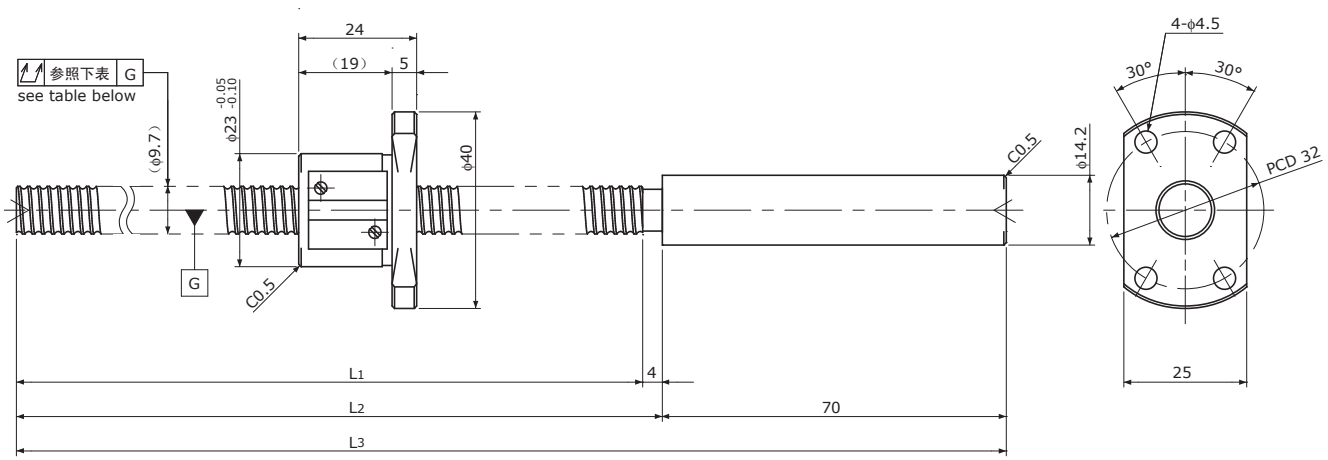

Unit(单位):mm

Ball Screw Specifications 主要技术参数		
Ball size 钢珠直径		ϕ1.5875
Number of thread 螺纹条数		1
Thread direction 螺纹旋向		Right 右旋
Shaft root dia. 丝杠轴底径		ϕ8.6
Number of circuit 循环数		3.7×1
Material 材质	Shaft 轴	SUS440C+SUS303
	Nut 螺母	SUS440C
Surface hardness 螺纹部表面硬度		HRC55～ (Thread area)
Anti-rust treatment 防锈处理		Anti-rust oil 防锈油

End-journal profile 轴端加工形状 Supported-side 支撑侧

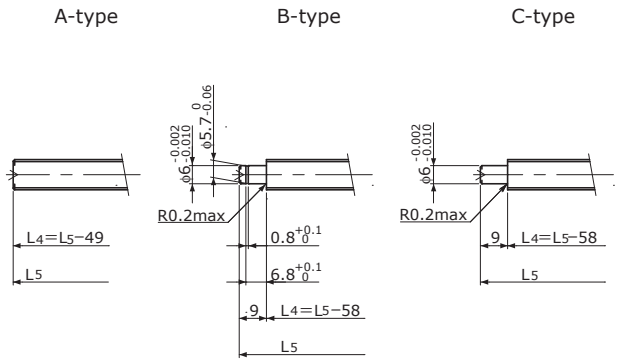

Fixed-side 固定侧

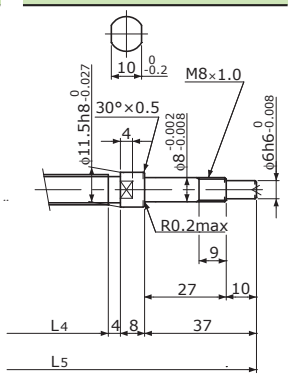

L4: Thread length after end-journal machining. 追加加工后的螺纹部长度
L5: Total length after end-journal machining. 追加加工后的总长

Support-unit Recommendation 推荐的支架组件			
	Supported-side	支撑侧 :	MSU-8CS/8GS, EF8
	Fixed-side	固定侧 :	MSU-8C/8G, EK8

D-type : Other than the above. 上述以外的形状

Unit(单位):mm

Ball Screw Model 滚珠丝杠型号	Travel 行程	Grade 精度	Shaft length 丝杠轴长度			Lead accuracy 导程精度		Total Run-out 全跳动	Axial play 轴向间隙	Preload Torque 预压扭矩 Nm	Basic Load Rating 基本额定负载 N	
			L_1	L_2	L_3	Travel deviation 代表移动量误差 e_p	Variation 波动 V_{300}				Dynamic 额定动负载 Ca	Static 额定静负载 Coa
SSRT1002-196R270C7	170	Ct7	196	200	270	±0.03	—	0.080	～0.020	—	2200	4000
SSRT1002-396R470C7	370	Ct7	396	400	470	±0.06	0.05	0.120				
SSRT1002-196R270C10	170	Ct10	196	200	270	±0.13	—	0.160	～0.050			
SSRT1002-396R470C10	370	Ct10	396	400	470	±0.27	0.21	0.240				

Note)Please refer to p-A287 for order code of end-journal machining. 注)追加加工的公称型号指定方式请参照p-A287。